

The Hobbit's Totally Unreliable Indicators and Statistics

Dinner D...
with Do...
next doo...
12 Aug. :)

Three years ago, this column had an article titled "Some indicators and statistics we REALLY need to see (but never do)". Things have changed quite a lot since then and it's time for another look at this. Of course, as time passes, the veracity and reliability of the Hobbit erodes further as well. Not only are these indicators and statistics referring to a mythological place called Middle Earth, it is also completely unreliable as well. Believe at your own risk and stupidity (or is it wisdom?).
° SMA News, 2007 January Issue

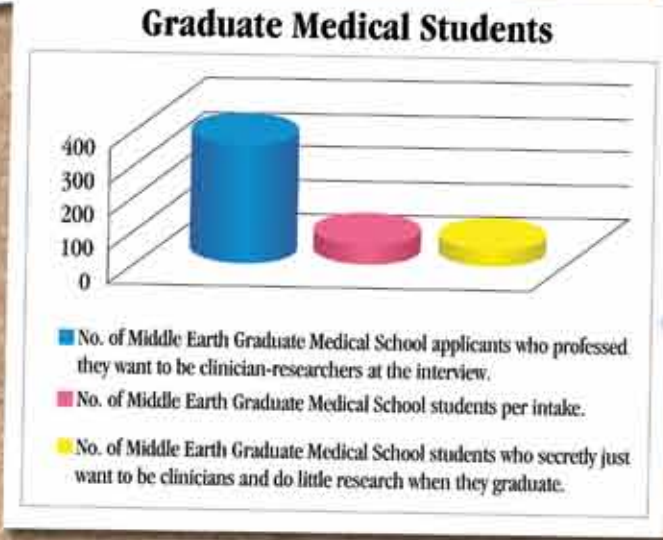
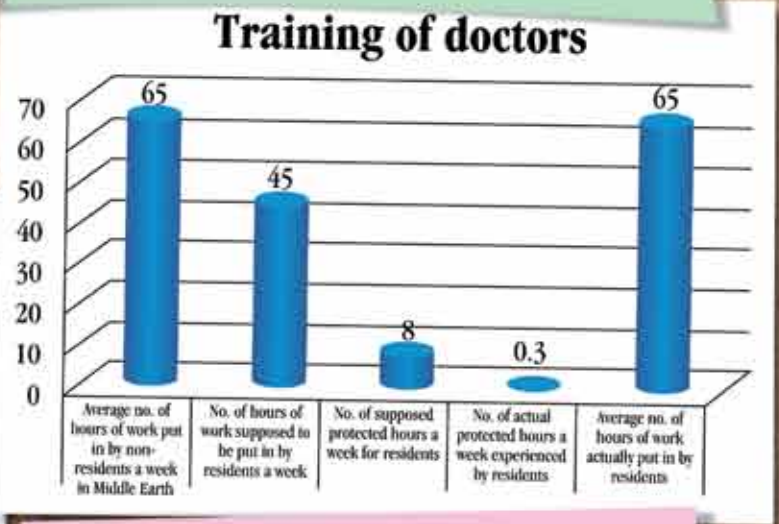


Middle Earth Healthcare Spending

Amount of money spent on healthcare in 2009: 7.5B bucks
 Amount of money spent on primary care and step-down care: < 0.75B bucks
 Amount of money transacted in the World Cup 2010 betting (legal or otherwise): 7.6B bucks

OBESITY

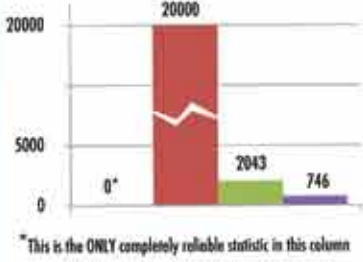
No. of fat people working in public hospitals: 835
 No. of fat people working in KTPH*: -1 (including one anorexic)
 * KTPH - Kill Tua Pui Hospital i.e. Kill Big Fat (Person) Hospital



Publishing of Bill Sizes

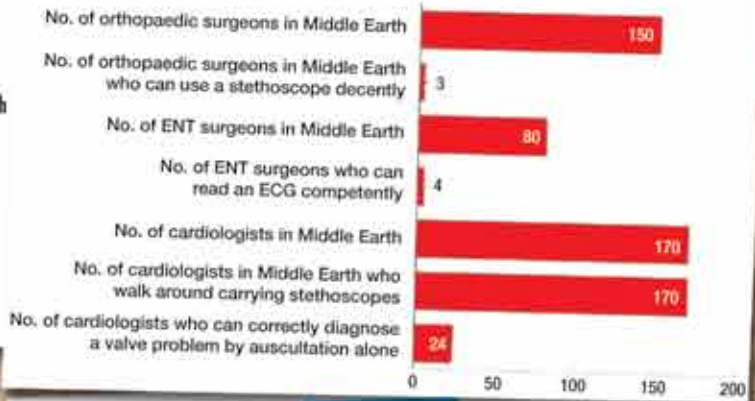
No. of hospital administrators referring to data on bill sizes regularly: 2165
 No. of members of public referring to data on bill sizes (regularly or otherwise): 36 (including 16 autistic persons and another 4 with OCD)

Guideline on Fees (GOF)



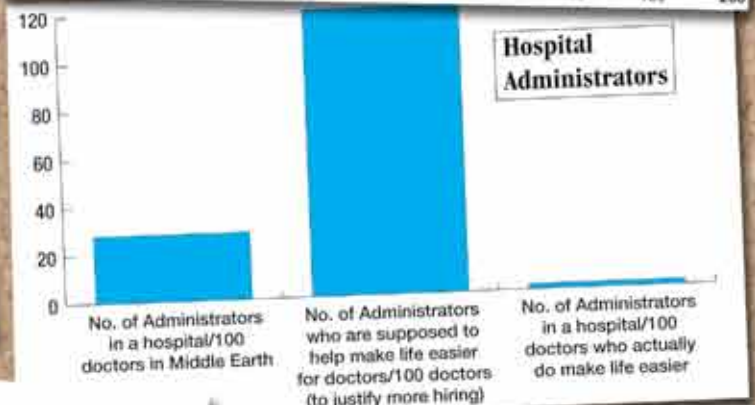
- No. of copies of 4th Edition of GOF officially in circulation in Singapore
- No. of copies of 4th Edition of GOF officially in circulation in Middle Earth
- No. of copies of original 4th Edition kept by doctors secretly for easy reference
- No. of copies of photo-stated 4th Edition kept by doctors secretly for easy reference

Clinical Skills



GP Life

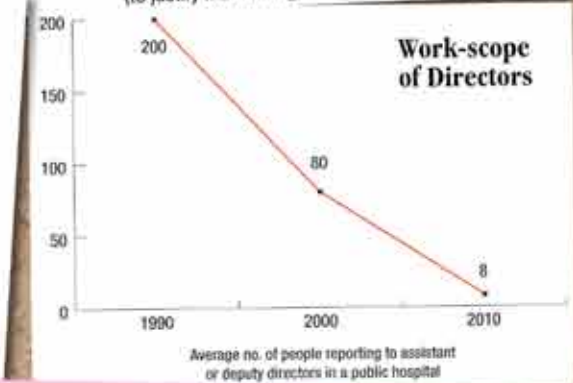
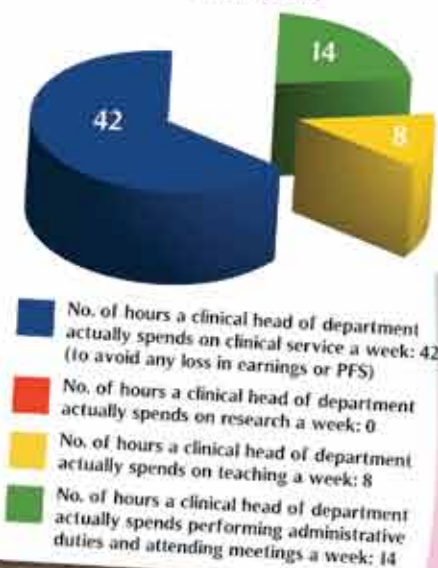
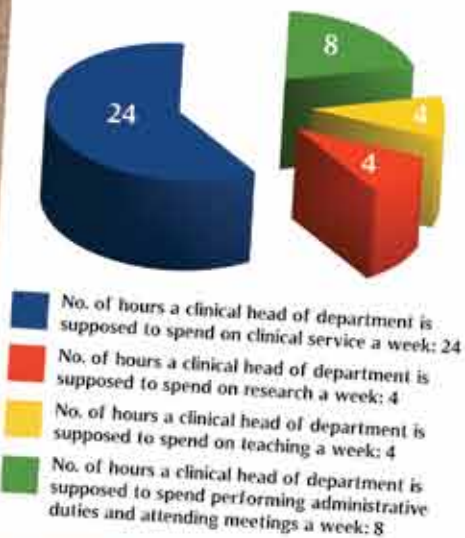
Average no. of patients seen by a GP a day: **47**
 Average earnings of a GP in a month: **10,000 bucks**
 Average no. of patients seen by a GP a day (minus MC seekers, foreign worker checkups etc): **27**
 Average earnings of a GP in a month (minus MC seekers, foreign worker checkups etc): **7,000 bucks**
 No. of parties in the public sector trying to engage GPs in the last five years: **17**
 No of GPs who feel they are being meaningfully engaged by these 17 parties in the last five years: **17**



Service-Research-Teaching Balance

Total no. of hours working hours a week: 40 (theoretical)

Total no. of hours working hours a week: 64 (actual)



IT and Communications

Average length of discharge summaries before introduction of EMR: **178 words**
 Average length of discharge summaries after introduction of EMR: **3148 words or 18 pages**
 No. of "COWs" in hospital wards: **71**
 No. of users waiting to use the COW per COW during ward round time: **4.2**
 Average subsidy given to a doctor by hospital per month: **20 bucks**
 Actual average amount spent by a doctor: **65 bucks**

Management Theories and Fads

No. of management fads introduced in hospitals in last five years: **21**
 No. of management fads that have survived over the last five years: **3.5**
 No. of management fads actually understood by senior management: **2**
 No. of management fads actually understood by doctors: **0.2**
 Number of hospitals jumping on the Lean Management bandwagon in last two years: **7**
 Number of hospitals that spare a thought on why Toyota is now in the dumps in terms of perception of quality: **0**

Public Education

No. of educational talks given by doctors to the public last year: **1479**
 No. of these educational talks that were truly educational to some extent: **849**
 No. of these educational talks given by doctors last year with no element of pecuniary self-interest: **123**

Medical Accoutrement

